Report to the Board of Education
Matthew Wendel, High School Assistant Principal
March, 2019

Year	Total	Grade 9	Grade 10	Grade 11	Grade 12
2017-18	340	101	92	73	74
2018-19	338	98	89	84	67

Strategic Action Plan Goal	School Improvement Plan Action Step	Progress

2: By June 2017, each student who has achieved mastery will maintain mastery, and the percentage of new students achieving mastery will increase.	• Analyze school-wide data, develop resulting action plans, offer incentive programs, and celebrate successes (MTSS Tier 1).
	• Utilize consistent strategies for behavior management and develop data-based action plans based on those strategies within grade level teams (MTSS Tier 1).
	• Share attendance, behavior, and academic data with the school community at various points throughout the year to
		• Tier 1 Classroom Visits and data collection
		• Teacher Observations
		• Hall Sweeps
		• Re-Entry Meetings for students who have been out of school
		• Restorative Pre-Year One Planning with APs
		• MTSS
		  ○ Positive School Climate
		  • Utilization of MTSS Aide
		  • Restructured role of Testing Center/ISS/Reflection Room
		  • Support clubs who try to do more dress up spirit days, staff potlucks, hearts and stickers for students, etc.
		  • Cougar Pride is analyzing data to create rewards and interventions for certain objectives being met (setting goals on referrals, grades and attendance)
		  • -2 Freshmen teachers are embracing Restorative Practices
		  • -Quarterly Celebration and Tri-Scholar Awards
		  • -Foosball in the cafeteria during lunch (big hit!)
		  • -Roller Dance (2/14)
		  • -Flower sales (Valentine's Day)
		  ■ Mandatory Freshman Academic Period
		  ■ Check In, Check Out (Tier 2 intervention)
		  • Redesign to paper copies
		• Building and District Safety
		  ○ Safety Team Meeting (Monthly)

	communicate progress toward shared goals. ● Utilize Restorative Practices in response to student behavior	● Attendance (Weekly) ○ Monthly attendance meetings ○ Communicating with EduTech to increase the accuracy of attendance reporting ○ Plan Attendance Team meetings and strategies, home visits to improve attendance Valentine's Day in the High School: Choir Practice:

Office Disciplinary Report Data:

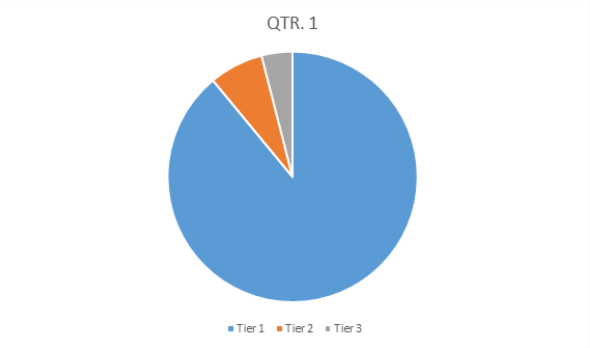

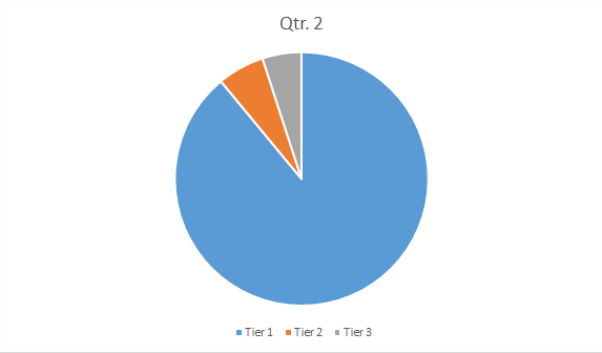

<u>Qtr 1 Totals</u>
-Tier 1: 2 or less (ODRs) (311 students)
-Tier 2: 3-5 ODRs (24 students)
-Tier 3: 6+ ODRs (14 students)
<u>Qtr 2 Totals</u>
-Tier 1: 2 or less (ODRs) (308 students)
-Tier 2: 3-5 ODRs (22 students)
-Tier 3: 6+ ODRs (16 students)
<u>Qtr 3 Totals</u>
-Tier 1: 2 or less Office (ODRs) (311 students)
-Tier 2: 3-5 ODRs (17 students)
-Tier 3: 6+ ODRs (10 students)

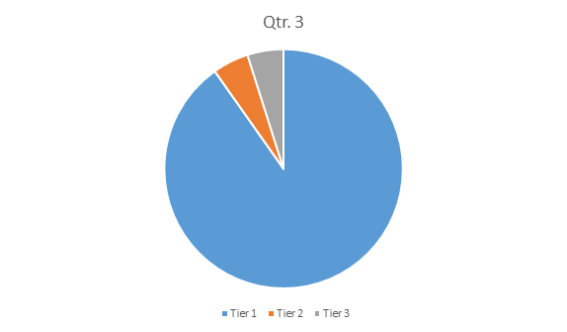
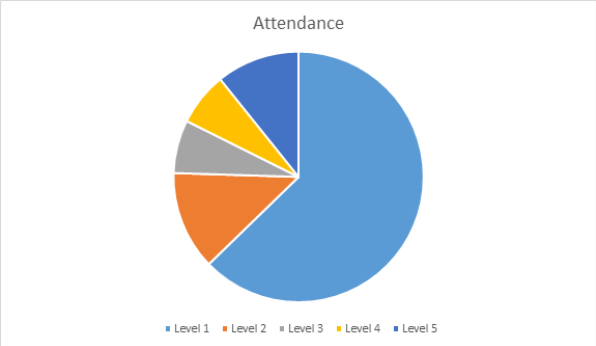
<u>Attendance Data (Based off 105 total days of school)</u>
Level 1 – (0-5%) – (0-5 absences, 215 students)
Level 2 – (6-8%) – (6-8 absences, 43 students)
Level 3 – (9-10%) – (9-11 absences, 22 students)
Level 4 – (11-15%) – (12-16 absences, 22 students)
Level 5 – (16-20+%) – (17+ absences, 36 students)